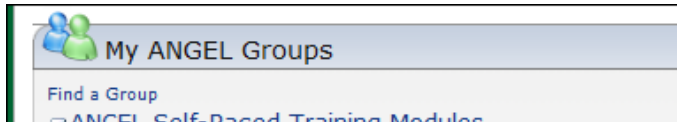
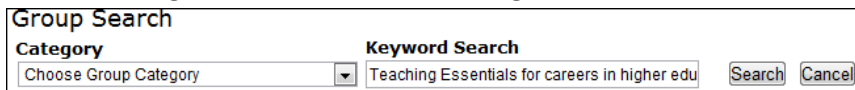


## Accessing Teaching Essentials for Careers in Higher Education (Epigeum)

1. **Log-in** to <http://angel.msu.edu> with your MSU NetID and Password.
2. Under My ANGEL Groups, click **Find a Group**.



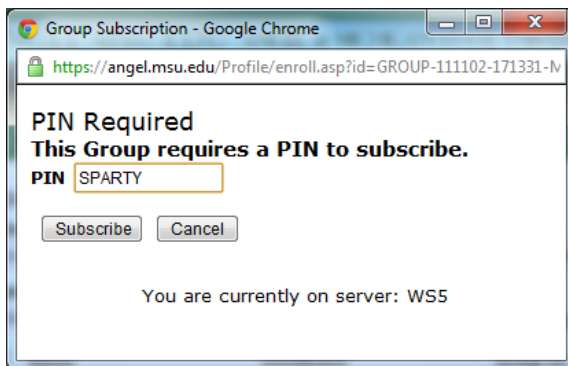
3. Enter **Teaching Essentials for Careers in Higher Education** in the search field.

A screenshot of the 'Group Search' form. It has two sections: 'Category' with a dropdown menu labeled 'Choose Group Category', and 'Keyword Search' with a text input field containing 'Teaching Essentials for careers in higher edu'. There are 'Search' and 'Cancel' buttons to the right of the input field.

4. Click **Search**.
5. Teaching Essentials for Careers in Higher Education should appear on the search result. Click **Enroll by PIN**.

<input type="checkbox"/>	Name	Enrollment
<input type="checkbox"/>	<a href="#">Teaching Essentials for Careers in Higher Education (Epigeum)</a>	<a href="#">Enroll by PIN</a>

6. On the pop-up window, enter the PIN **SPARTY**.

A screenshot of a 'Group Subscription - Google Chrome' window. The address bar shows 'https://angel.msu.edu/Profile/enroll.asp?id=GROUP-111102-171331-M'. The main content area has the heading 'PIN Required' and the text 'This Group requires a PIN to subscribe.' Below this, there is a 'PIN' label and a text input field containing 'SPARTY'. There are 'Subscribe' and 'Cancel' buttons. At the bottom, it says 'You are currently on server: WS5'.

7. Click **Subscribe**.
8. **Return to ANGEL homepage**, the group Teaching Essentials for Careers in Higher Education will be listed under your ANGEL Groups.